

▼ Shown from left to right: A-220, A-330 and A-310



## C-CLAMP & ARBOR PRESSES

### A SERIES

Capacity: 5-30 TON  
Max. Daylight x width  
305 x 178 mm  
Max. Operating Pressure  
10,000 psi

## The Standard Workshop Tools

### C-Clamp Press

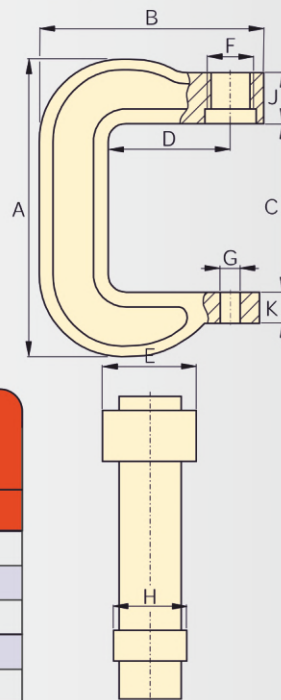
- 5, 10 and 20 ton capacity.
- Operational in all positions.

### Arbor Press

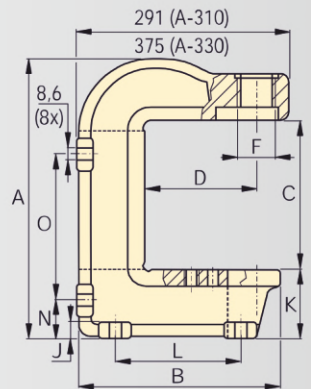
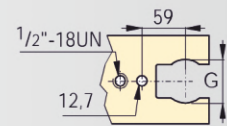
- 10 and 30 ton capacity.
- Foot mounting holes for horizontal or vertical positioning.
- Machined working surfaces for easier fixturing.
- Slotted back to simplify loading and unloading of longer parts.

Press Model Number	Press Type	Press Capacity	Maximum Vertical Daylight	Maximum Bed Width	Cylinder Model Number *
		ton	(mm)	(mm)	
A-205	C-Clamp	5	165	51	5 ton ARC-cylinder*
A-210		10	228	57	10 ton ARC-cylinder*
A-220		20	305	70	25 ton ARC-cylinder**
A-310	Arbor	10	227	135	10 ton ARC-cylinder*
A-330		30	260	178	ARC-308*

A-205, A-210, A-220




Top View Working Surface



A-310, A-330



Press Dimensions (mm)														 (kg)
A	B	C	D	E	F	G	H	J	K	L	M	N	O	
291	203	165	95	73	1 1/2-16 UN	26	51	66	25	-	-	-	-	7
406	283	228	152	83	2 1/4-14 UN	26	76	64	41	-	-	-	-	17
540	346	305	152	108	3 5/16-12 UN	26	95	70	44	-	-	-	-	38
414	281	227	152	135	2 1/4-14 UN	63	122	19	97	175	65	54	219	27
557	353	260	152	178	3 5/16-12 UN	63	140	25	165	203	67	98	276	86

\* Recommended cylinder must be ordered separately.

\*\* Must be limited to 20 ton.